
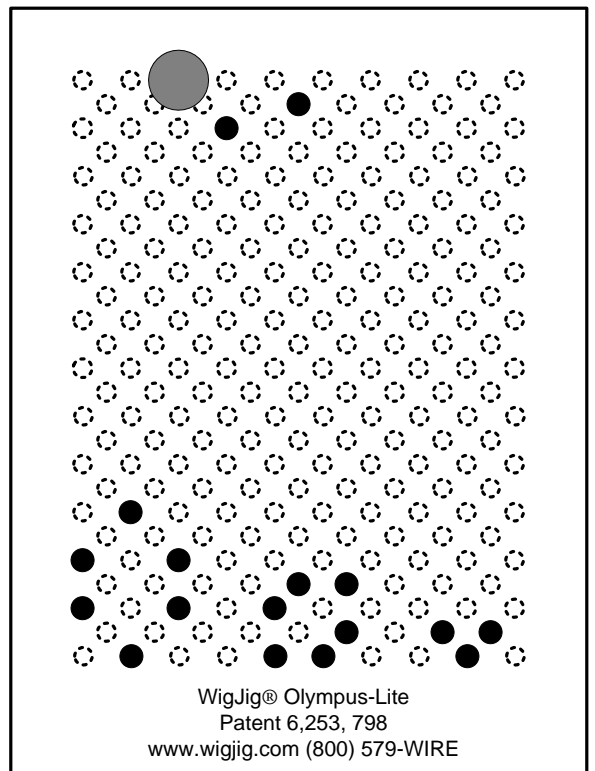
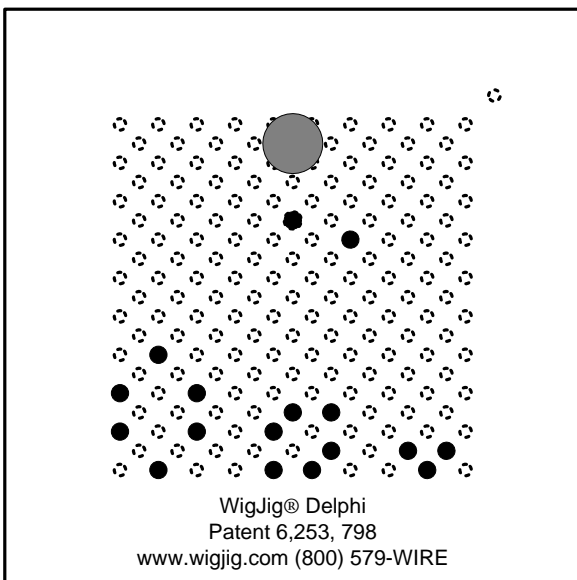


WigJig® Jewelry Making Jigs



LEGEND:

- = Regular Metal Peg for the Delphi & Centaur
- = Regular Metal Peg for the Olympus-Lite
- = 5/16" Super Peg for that Jig



Notes:

1. Straighten Wire
2. Cut Wire
3. Make a loop in one end of wire
4. Position 2 pegs in jig
5. Place loop on peg 1 and wrap wire around peg 2
6. Add peg 3 and continue wrapping wire

For some wire components, the finished piece may lay flatter if you flip the wire component over after each loop.